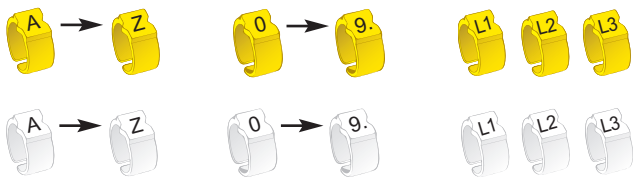



PLIOSNAP^{plus}

Material:	POM
Operating temperature:	-40 to +90°C
Tensile strength at yield:	54 N/mm ²
Elongation at break :	30 %
Elasticity:	2100 N//mm ²
Dielectric strength :	28 kV/mm
Flammability:	UL 94:HB

Application: marking of cables on connector block after connection, even in exiguous places.



The mounting wands have a support so that when they are in an horizontal position the markings can be easily identified.



PLIOSNAP^{plus} markers grip the conductor tightly without the risk of damaging the insulation



Due to chevrons on both sides the markers take up correct orientation.



PLIOSNAP^{plus} markers

Example for order:

code group	detail article	code colour	code marker
0374	0XXXXXX	XXXXX	XXXXX

PS-02		0:3:7:4 0:0:2:0 0:0:1 F
PS-06		0:3:7:4 0:0:4:0 0:0:1 TER
PS-12		0:3:7:4 0:4:6:0 0:0:5:3
PS-17		0:3:7:4 0:4:8:0 0:0:4

detail article

type	article number			mm	mm ²	wands	colours of the wands	markers
	white wands	yellow wands	coloured wands					
PS-00*	0374 0001 001 ***	0374 0101 004 ***	0374 0401 *** **	0,85 - 1,1	optical fibre	10	black	300
PS-01*	0374 0010 001 ***	0374 0110 004 ***	0374 0410 *** **	1,0 - 1,4	0,32	10	brown	300
PS-02*	0374 0020 001 ***	0374 0120 004 ***	0374 0420 *** **	1,4 - 1,8	0,50	10	grey	300
PS-03	0374 0030 001 ***	0374 0130 004 ***	0374 0430 *** **	1,9 - 2,6	0,75	10	green	300
PS-06	0374 0040 001 ***	0374 0140 004 ***	0374 0440 *** **	2,6 - 3,5	1 - 1,5	10	red	300
PS-09	0374 0050 001 ***	0374 0150 004 ***	0374 0450 *** **	3,2 - 4,5	2,5	12	blue	300
PS-12	0374 0060 001 ***	0374 0160 004 ***	0374 0460 *** **	4,5 - 6,0	4-6	12	yellow	300
PS-15	0374 0070 001 ***	0374 0170 004 ***	0374 0470 *** **	5,8 - 8,5	10 - 16	-	-	50
PS-17	0374 0080 001 ***	0374 0180 004 ***	0374 0480 *** **	8,5 - 11,5	25	-	-	50
PS-21	0374 0090 001 ***	0374 0190 004 ***	0374 0490 *** **	11,0 - 15,5	35	-	-	50
PS-24	0374 0100 001 ***	0374 0200 004 ***	0374 0500 *** **	15,0 - 19,0	50 - 75	-	-	50

* Markers L1 L2 L3 are not available for models PS-00, PS-01 and PS-02.

code colours

black	brown	red	orange	yellow	green	blue	violet	grey	white

code markers


A	0374 **** *A
B	0374 **** *B
C	0374 **** *C
D	0374 **** *D
E	0374 **** *E
F	0374 **** *F
G	0374 **** *G
H	0374 **** *H
I	0374 **** *I
J	0374 **** *J
K	0374 **** *K
L	0374 **** *L
M	0374 **** *M
N	0374 **** *N
O	0374 **** *O
P	0374 **** *P
Q	0374 **** *Q
R	0374 **** *R
S	0374 **** *S
T	0374 **** *T
U	0374 **** *U
V	0374 **** *V
W	0374 **** *W
X	0374 **** *X
Y	0374 **** *Y
Z	0374 **** *Z
0	0374 **** *0
1	0374 **** *1
2	0374 **** *2
3	0374 **** *3
4	0374 **** *4
5	0374 **** *5
6	0374 **** *6
7	0374 **** *7
8	0374 **** *8
9	0374 **** *9
L1	0374 **** *L1
L2	0374 **** *L2
L3	0374 **** *L3
-	0374 **** *+
	0374 **** *-
/	0374 **** */
*	0374 **** *
ETO	0374 **** *ETO
TRI	0374 **** *TRI
CRE	0374 **** *CRE
.	0374 **** *.
FV	0374 **** *FV
FH	0374 **** *FH
MAS	0374 **** *MAS
TER	0374 **** *TER
TEP	0374 **** *TEP
ALT	0374 **** *ALT
ALTB	0374 **** *ALTB
OHM	0374 **** *OHM
RHO	0374 **** *RHO
SC	0374 **** *SC
,	0374 **** *,
.	0374 **** *.
=	0374 **** *=
010	0374 **** 010
006	0374 **** 006
007	0374 **** 007
005	0374 **** 005
004	0374 **** 004
003	0374 **** 003
002	0374 **** 002
008	0374 **** 008
013	0374 **** 013
*	0374 **** *
015	0374 **** 015
007+	0374 **** 007 +
002-	0374 **** 002 -



• Wands PLIOSNAP^{plus} markers

Particularly recommended for the location of cables on connector block, the PLIOSNAP^{plus} markers can easily be placed on cables very close to another thanks to their assembly into the axis of the cable. Pliosnap^{plus} markers can be put in position easily by placing the conductor in the flared end of the wand and the marker can then be pushed with the thumb on to the conductor.

The mounting wands have a base support so that they can be placed and will stay in a horizontal position and markings can therefore be easily identified.


type	article number	colours of the wands	for markers	 wands
PST-15	0374 0075 006	brown	PS-15	5
PST-17	0374 0085 013	grey	PS-17	5
PST-21	0374 0095 013	grey	PS-21	2
PST-24	0374 0105 013	grey	PS-24	2



• PLIOSNAP^{plus} PSR marker carriers for the marking of large cables


There are two length of marker carriers available for the PS-03 markers, and one length for the PS-09 markers.

We recommend fixing markers with SES-QUICK cable ties width 2,4 and 2,6 mm type 100/25SL - 150/26SL - 200/26SL - 110/26SE (see pages C12/..).

type	article number	for markers	markers per wand	 pces
PSR-03-8	0374 0710 010	8	PS-03	100
PSR-03-15	0374 0720 010	15	PS-03	100
PSR-09-15	0374 0730 010	15	PS-09	100




• Box for PLIOSNAP^{plus} markers

type	article number	weight g	dimensions mm	 pce
PSE	0374 0800 000	190	170 x 175 x 40	1



• Board PLIOSNAP^{plus}

This board allows fast arranging of PLIOSNAP^{plus} wands.


type	article number	capacity	 pce
PSV	0374 0814 000	16 holes for PS-00 to PS-12 wands	1



• Preparation plate for PLIOSNAP^{plus} wands

The preparation plate PSX allows the arranging of PLIOSNAP^{plus} markers in any sequence for fast application direct to wire or pipe.

A similar system used with Pliograph^{plus} combs.

type	article number	capacity	 pce
PSX	0374 0805 000	10 wands of different sizes	1

